

## THE CLASSIC 'Y'

---

The Newsletter of the M.G. 'Y' Type Register.  
Volume 14. No.107. October 1991.

---

### CARS WANTED:

Wanted: Sound YB, preferably original. Good home promised. Contact: Don Hiller, [REDACTED] [REDACTED]

---

### LETTERS:

Dear John,

Re: Brandon Rd Commercial, Unit 1, Herald Way, Binley,  
Coventry, CV3.2NY

The above company is not quite the name to appeal to classic car enthusiasts requiring refurbishing and particularly repainting of their cars. However, I was recommended to them for my M.G. YB refurbishment and repainting. Not only have they carried out an excellent job, but I have had a lot of interest and attention to detailed work that I have required since.

I thought that you may like to have this strongly recommended from me to pass the name on to those readers of "The Classic Y" who ask for your advice on a good firm to carry out this type of work.

I would like to make it quite clear that I have no connection other than being a satisfied customer.

R. Dick,  
[REDACTED]

## Register Number 1092

|                 |                 |
|-----------------|-----------------|
| Chassis Number  | Y2057           |
| Engine Number   | SC/X11788       |
| Licence Plate   | CA120989        |
| Body Number     | 1787/1819       |
| Sub-Type        | YA              |
| Year of Manuf'  | 48              |
| Owner's Name    | Speedway Motors |
| Owner Number    | 1113            |
| Car Location    | Jo'burg RSA     |
| Exterior Colour | Silver/Black    |
| Interior Colour | N               |

## Register Number 1115

|                 |                      |
|-----------------|----------------------|
| Chassis Number  | YT/EX(U) 3254        |
| Engine Number   | TL/13141             |
| Licence Plate   | n/k                  |
| Body Number     | 45114-414            |
| Sub-Type        | YT                   |
| Year of Manuf'  | 49                   |
| Owner's Name    | Zbarsky R            |
| Owner Number    | 1102                 |
| Car Location    | British Columbia CAN |
| Exterior Colour | Shires Green         |
| Interior Colour | G                    |

## Register Number 1116

|                 |                      |
|-----------------|----------------------|
| Chassis Number  | YT3342               |
| Engine Number   | n/k                  |
| Licence Plate   | n/k                  |
| Body Number     | 45138-447            |
| Sub-Type        | YT                   |
| Year of Manuf'  | 49                   |
| Owner's Name    | Watkins W            |
| Owner Number    | 1103                 |
| Car Location    | British Columbia CAN |
| Exterior Colour | Black                |
| Interior Colour | R                    |

## Register Number 1117

|                 |                   |
|-----------------|-------------------|
| Chassis Number  | Y6630             |
| Engine Number   | SC/16989          |
| Licence Plate   | HBJ500            |
| Body Number     | n/k               |
| Sub-Type        | YA                |
| Year of Manuf'  | 51                |
| Owner's Name    | Brown             |
| Owner Number    | 1107              |
| Car Location    | Hertfordshire ENG |
| Exterior Colour | Maroon            |
| Interior Colour | B                 |



## Register Number 1118

|                 |            |
|-----------------|------------|
| Chassis Number  | YB1395     |
| Engine Number   | SC2/18299  |
| Licence Plate   | TAT342     |
| Body Number     | 6965/1201  |
| Sub-Type        | YB         |
| Year of Manuf'  | 53         |
| Owner's Name    | Taylor JS  |
| Owner Number    | 1114       |
| Car Location    | Surrey ENG |
| Exterior Colour | Green      |
| Interior Colour | B          |

### The Rear Window Blind

*(We often get requests to explain what goes to make up this interior fitting on saloons, and what fits where - now, Dave Lawrence provides all the answers)*

#### Details of Roller Blind Assembly from Parts Lists

|       | <u>"YA"/YB (both the same)</u> |   | <u>B281/</u>                          |
|-------|--------------------------------|---|---------------------------------------|
| B281/ |                                |   |                                       |
| 235   | Blind material (stitched)      | 1 | 236 Roller barrel with end brackets 1 |
| 237   | Oval strip                     | 1 | 253 Blind cord 1                      |
| 254   | Control knob                   | 1 | 255 Control ring 1                    |
| 257   | Pulley                         | 1 | 272 Pulley 1                          |
| 256   | Screw eyes                     | 5 |                                       |

For the "YA", parts numbers are all B281/... The YB has different parts numbers (in a new B.M.C. system).

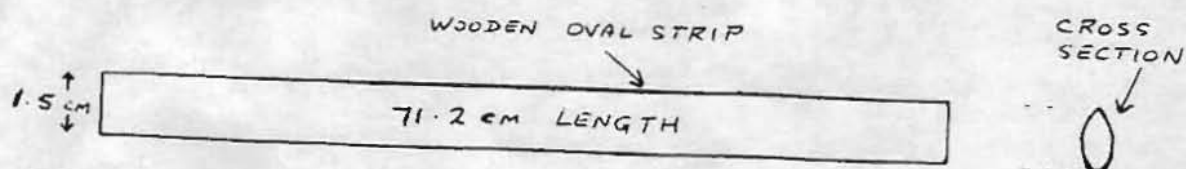
#### Notes:

1. The oval strip is just a piece of wood.
2. The control ring is a cream coloured Bakelite ring for pulling th blind up.
3. The control knob is a small cream coloured Bakelite ball fixed over a screw. It is screwed into the side of the car, above the driver's door, and the control ring hooks over it, to retain the blind in the "up" position.
4. The two pulleys are of different types (different parts numbers).
5. The screw eyes are similar to those available today, but slightly smaller, and of slightly thicker metal.
6. There are, of course, two "end brackets", slightly different from each other, and completely separate from the barrel. Why they are not listed separately in the Parts List is not known.

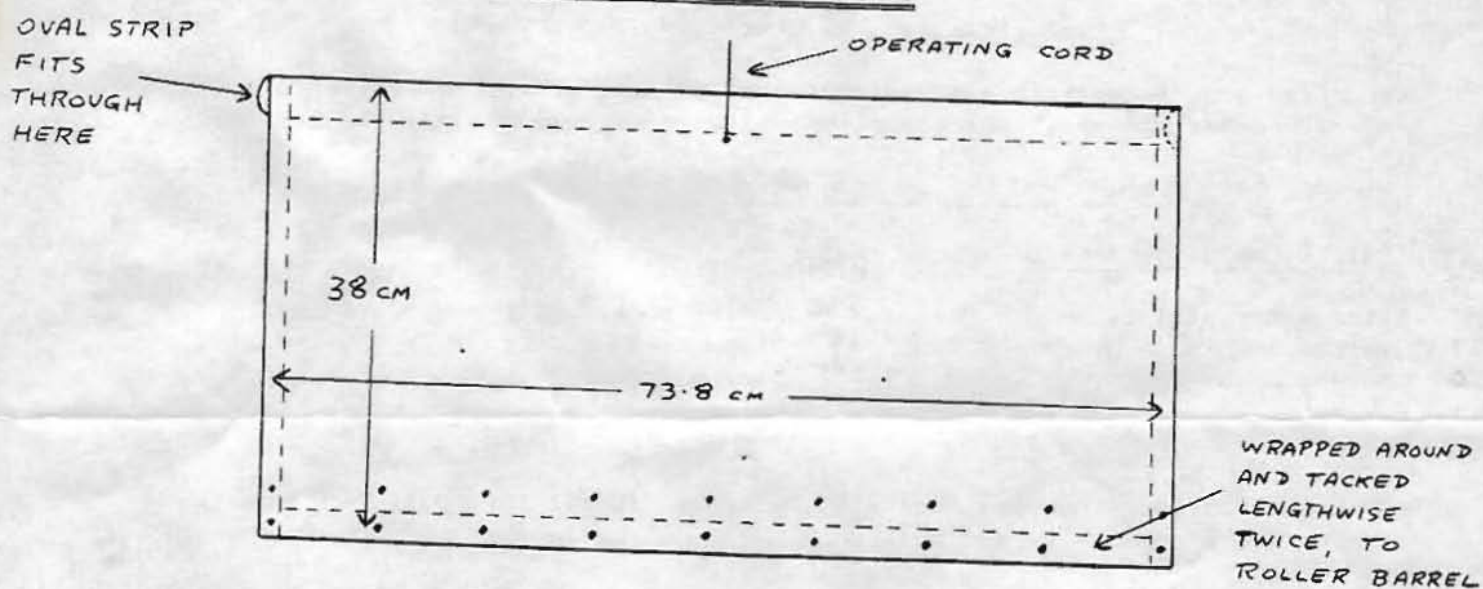
*continued....*

# MG Y TYPE SALOON - ROLLER BLIND DETAILS

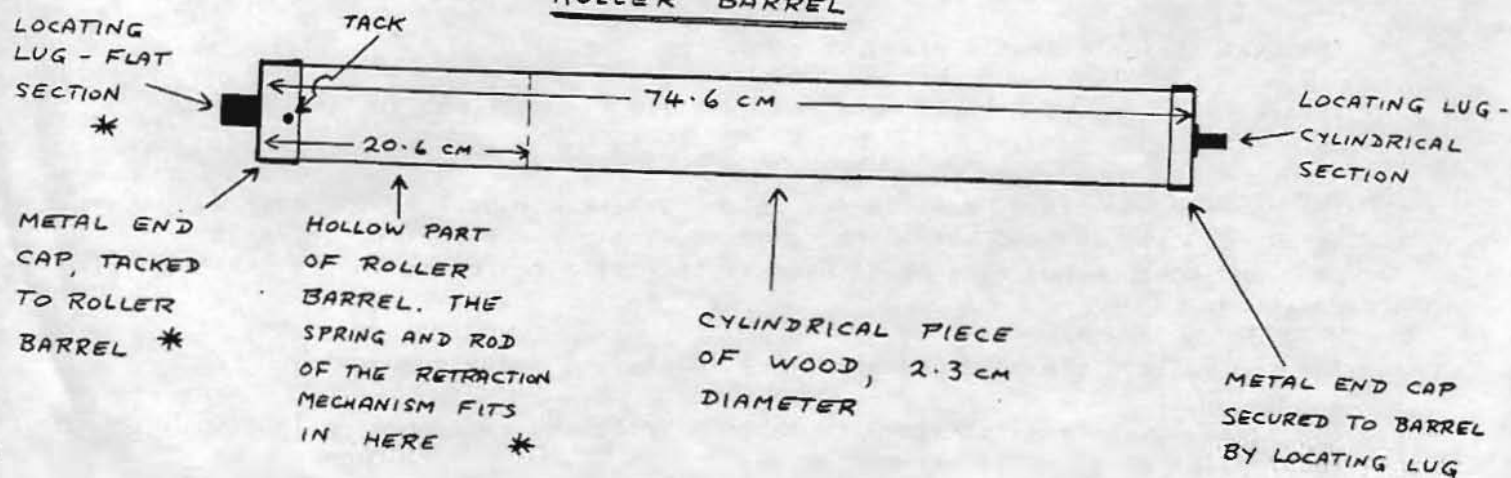
## OVAL STRIP



## STITCHED BLIND MATERIAL

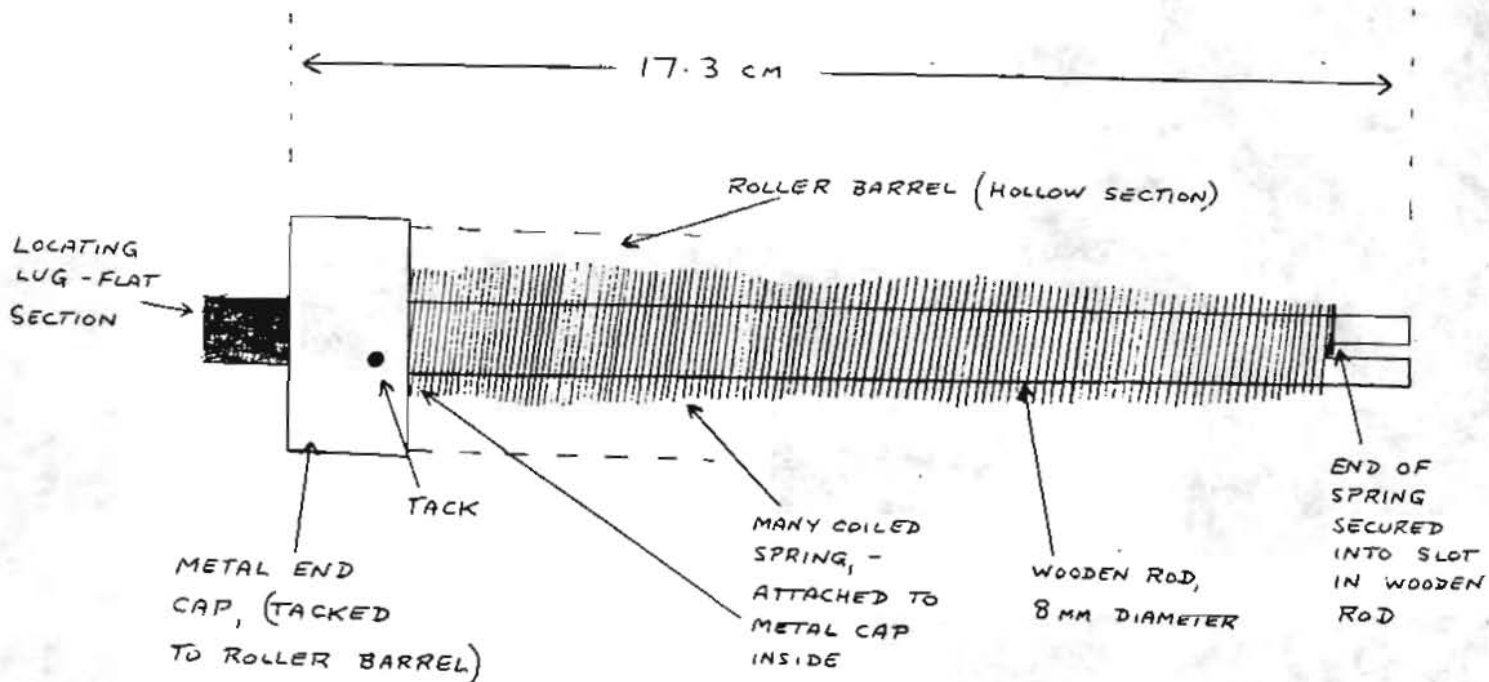


## ROLLER BARREL



\* SEE ENLARGED  
DIAGRAM FOR  
DETAILS OF THESE  
PARTS

# BLIND RETRACTION MECHANISM



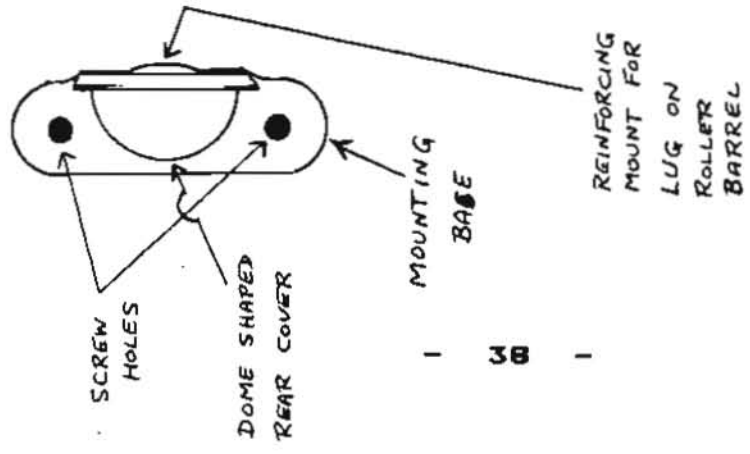
## METHOD OF OPERATION

- ① LOCATING LUG FITS INTO END BRACKET, THEREFORE HELD STATIONARY
- ② OTHER END OF LOCATING LUG ATTACHED TO WOODEN ROD, THEREFORE ROD IS HELD STATIONARY
- ③ METAL END CAP IS TACKED TO ROLLER BARREL, AND THEREFORE ROTATES WITH BARREL
- ④ ONE END OF SPRING IS ATTACHED TO METAL CAP (INSIDE), AND IS FREE TO ROTATE AS METAL CAP ROTATES. THE OTHER END OF THE SPRING IS HELD IN THE SLOT IN THE WOODEN ROD, WHICH IS NOT FREE TO ROTATE
- ⑤ WHEN THE BLIND CORD IS PULLED, THIS ROTATES THE ROLLER BARREL, AND THEREFORE THE METAL CAP AND ONE END OF THE SPRING. AS THE OTHER END OF THE SPRING CANNOT ROTATE, THE SPRING IS TENSIONED, ALLOWING RETRACTION OF THE BLIND WHEN THE CORD IS RELEASED.

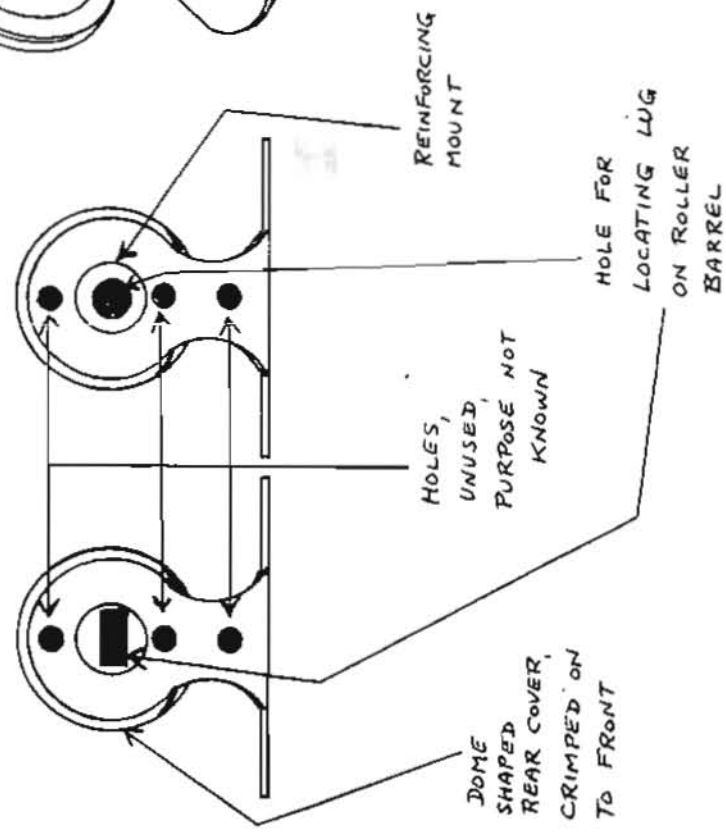


# END BRACKETS FOR ROLLER BLIND

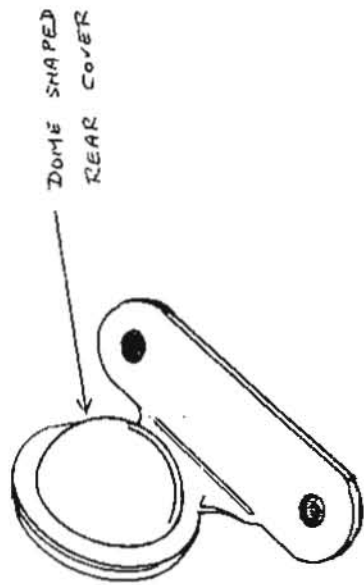
TOP VIEW



FRONT (INSIDE) VIEW



REAR (OUTSIDE) VIEW



SCREW EYE  
(ACTUAL SIZE)



(APPEARS TO BE CHROMED)

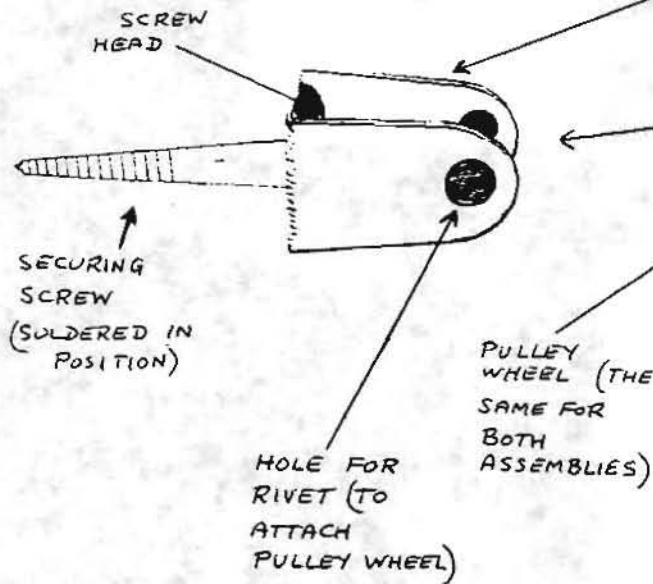
N.B. THE ABOVE DIAGRAMS ARE ALL TO EXACT SIZE

## NOTES

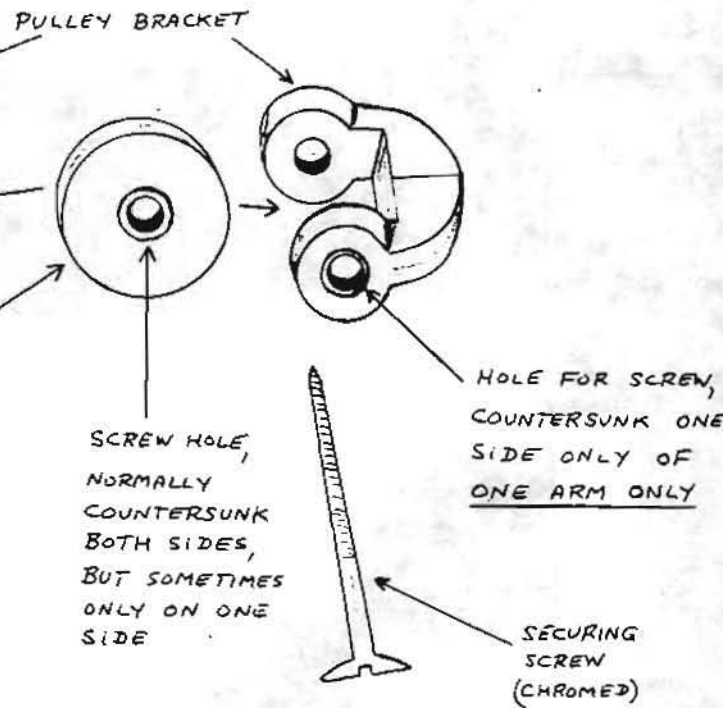
- ① THE TWO BRACKETS ARE IDENTICAL, EXCEPT FOR THE LOCATING HOLES FOR THE LUGS ON THE ROLLER BARREL

# PULLEY ASSEMBLIES

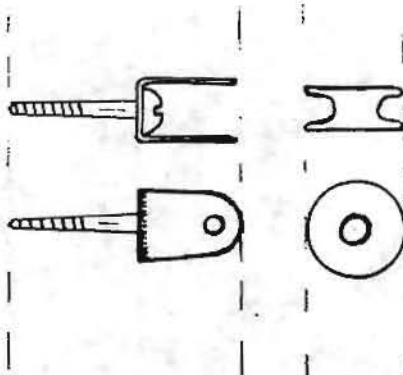
## PULLEY IN RIGHT HAND REAR CORNER OF CAR



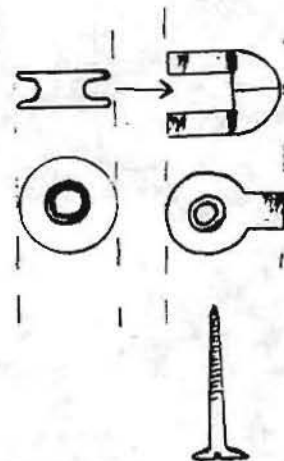
## PULLEY ABOVE CENTRE OF REAR WINDOW



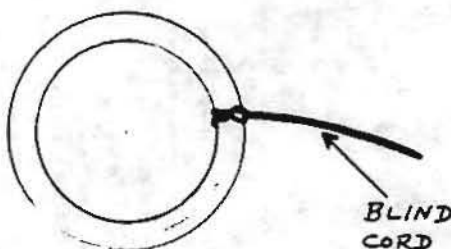
### ACTUAL SIZE



### ACTUAL SIZE

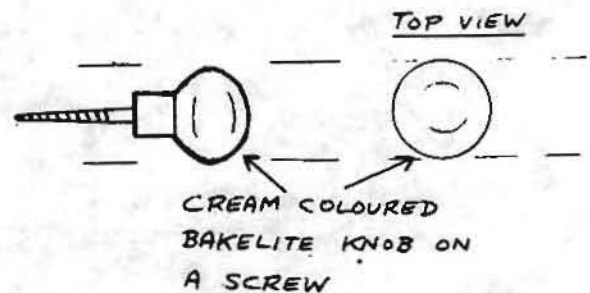


## CREAM COLOURED BAKELITE CONTROL RING (ACTUAL SIZE)



BLIND CORD - 39 -

## CONTROL KNOB (ACTUAL SIZE)



NOTES

- ① THE POSITIONING OF THE SCREW EYES IS AS PER MY "YB". THIS MAY OR MAY NOT BE THE SAME AS ORIGINALLY, BUT WOULD BE VERY CLOSE.
- ② THE PULLEY POSITIONS ARE AS ORIGINALLY.
- ③ IN THE PICTURE BELOW, THE CONTROL RING IS POSITIONED SLIGHTLY FURTHER FORWARD, (AND THE INTERIOR LIGHT SWITCH SLIGHTLY FURTHER BACK), THAN ON MY "YB".
- ④ THE PULLEY FITTED IN THE REAR CORNER IS AS FITTED IN MY "YB". HOWEVER, I HAVE NOT SEEN ANOTHER TO CONFIRM IF IT IS THE CORRECT TYPE. THE PULLEY ABOVE THE REAR WINDOW IS CORRECT, - I HAVE TWO SIMILAR ONES AS SPARES, TAKEN FROM DISMANTLED CARS.

The content of the articles and the technical advice appearing in this magazine represent the views of the respective contributors and not necessarily those of the editor or of the publishers. The MOTT cannot be held responsible for any loss or damage resulting from the implementation of any advice appearing in this magazine.

Newsletter Editor/Registrar: J.B. Lawson,  
U.K. Spares Secretary (new spares): A. Brier,  
U.K. Spares Co-ordinator (second-hand spares): D. Mullen,  
Australian Contact/Spares Secretary: M.H. Fry  
South African Contact: D.R. Lawrence,

'The Classic Y' is published by Skylol Publications.

INTERIOR  
LIGHT SWITCH

CONTROL  
KNOB

CONTROL  
RING

SCREW  
EYES

PULLEY

