

LUCAS

BATTERY LOGOS FOR YOUR MID-CENTURY BRITISH CAR

The vertical **LUCAS** and **King of the Road** logos in this file simulate the molded-in logos on tar-case Lucas batteries of the mid-1950s. The original logos were black like the rest of the battery. A vinyl sign shop can use this PDF file to cut logos of any color to attach to your modern plastic case battery. Logos are full size.

Print this four-page PDF file at "Full Size", "100%" onto 8-1/2" X 11" letter-size paper to make the vinyl logos. Measure the scale on the fourth page to confirm that the file is printed at "100%". Adjust your printer program as needed to produce the 100% image.

The Lucas ads below show the location of the logos in the period. The bottom of the border around the "King of the Road" logo appears to be about 5/16" above the bottom of the LUCAS logo border.

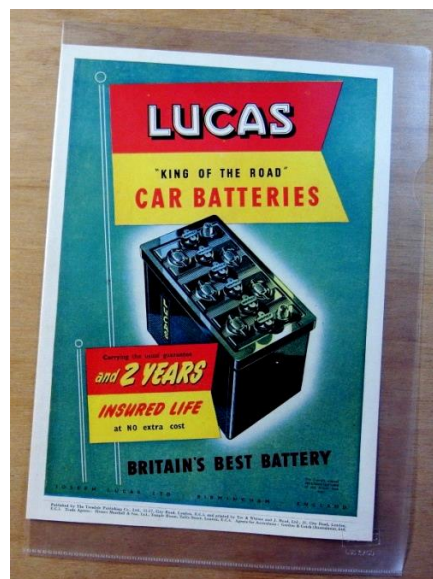
A Group-27 battery is approximately the same size and post position as the original Lucas positive ground battery. A Group 27-F battery has the posts in the correct position for negative ground. I used an AutoCraft Gold Battery, Group Size 27-F battery from Advance Auto Parts (negative ground). Remove the labels.

A wooden tray for the battery, six round battery caps, and helmet terminal cables complete the "look."

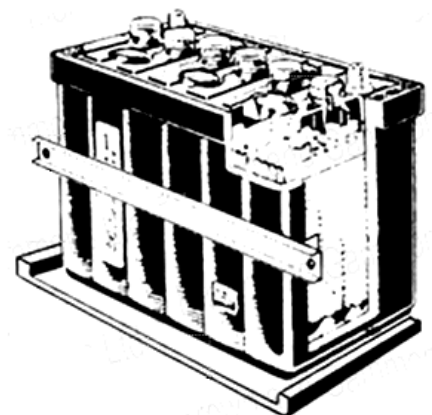
1954 Lucas Ad #1




1954 Lucas Ad #2



Battery Brace Position



Logo position



Front view

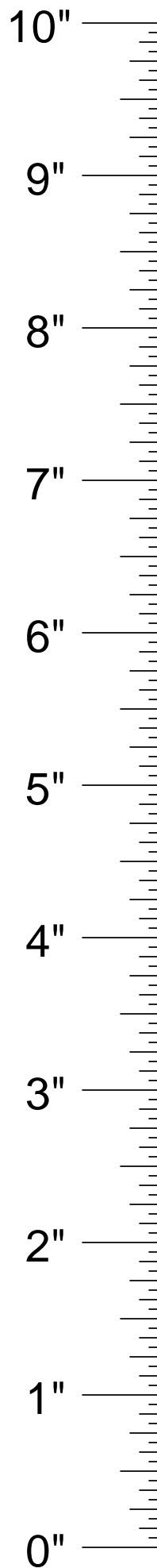
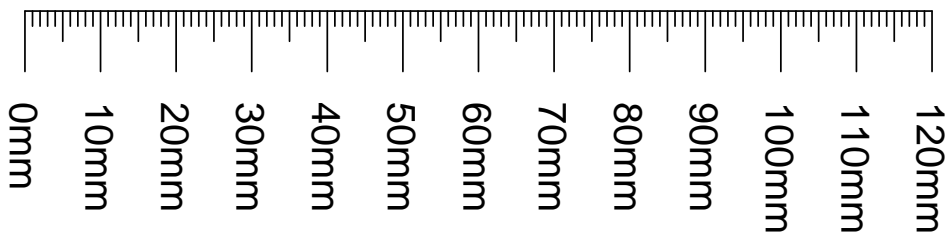
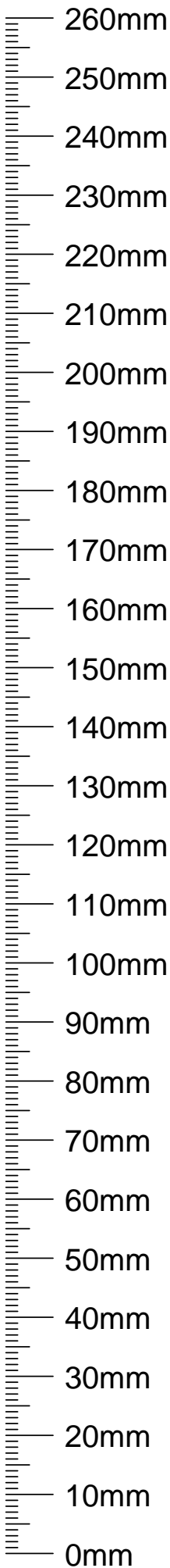


Round caps for shows









SCALE

PRINT THIS SCALE & DIAGRAMS

"Actual Size"

"100%"

"No Scaling"

8-1/2" X 11" Letter Paper

MEASURE

the printed scales

CONFIRM

printed scale equals measurement

IF NOT EQUAL

adjust print size
to equal measurement

Lonnie Cook, 11-Nov-2022

